










NTRP Payment Flow Chart

- 1) Search open/Type NTRP on Mobile or Computer
- 2) Click on  Quick Payment

- 3) Ministry/Department  Choose 017-Health & Family Welfare

- 4) Select Purpose available  in NTRP/Bharat Kosh Portal. List of receipt purpose given in CDL website and in NTRP portal.
- 5) Select  Next
- 6) Remarks  Enter remarks i.e. details of NC Nos
- 7) Select  Next and fill amount, fill address and pay amount through ATM Card/Bhim App/UPI/Internet Banking.

Download receipt and submit to CDL Kasauli.



Officer In-Charge
Central Drugs Laboratory Kasauli,
Dated:27-01-2021